

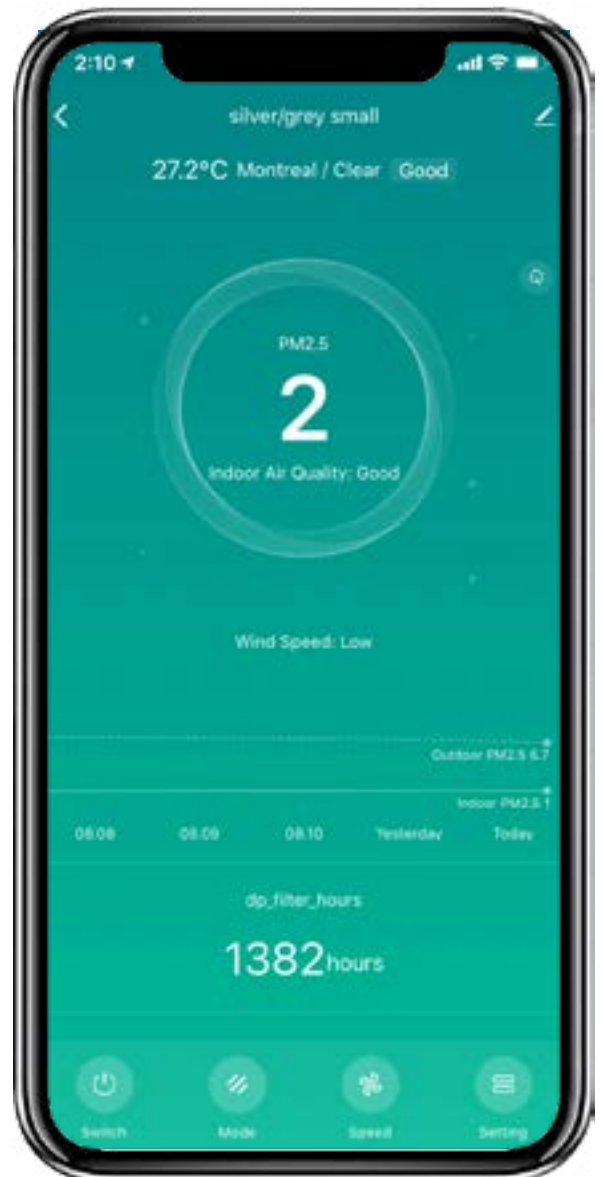
HYGEA PRO




TUYASMART APP

DISPLAY SCREEN

OUTSIDE TEMPERATURE
PM2. INDEX
AIR QUALITY
WIND SPEED
FILTER REMAINING HOURS
FUNCTIONALITY ICONS




FUNCTIONALITY ICONS




Switch

REMOTELY SWITCH THE MACHINE ON & OFF USING A WIFI CONNECTION.



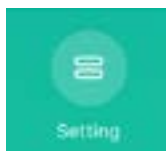
Mode

EASILY SWITCH BETWEEN MANUAL & AUTOMATIC MODE BASED ON YOUR PREFERENCES



Speed

ADJUST FAN SPEED



Setting

SETTING OPTIONS

NEGATIVE ION GENERATION
CHILD LOCK
FILTER RESET
COLOR DISPLAY
SCHEDULE



CREATING YOUR CUSTOMIZED SCHEDULE



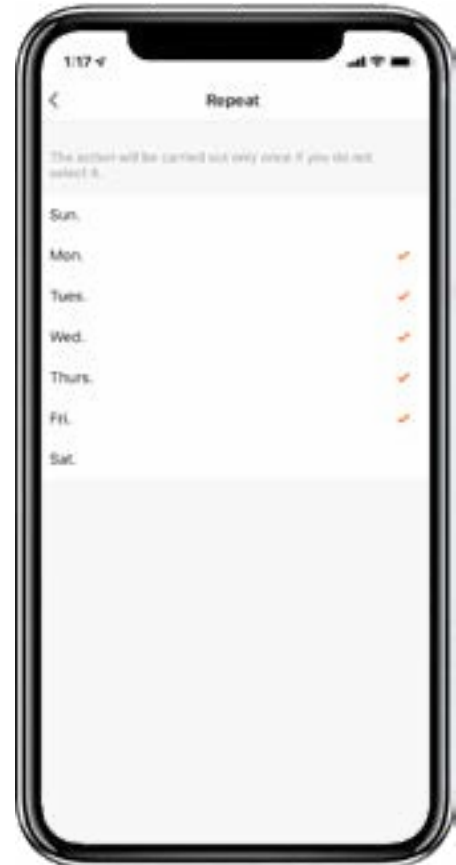
STEP 1

ADD A SCHEDULE BY CLICKING ON THE OPTION AT THE BOTTOM OF THE SCREEN



STEP 2

CHOOSE THE TIME YOU WOULD LIKE THE MACHINE TO SWITCH ON & OFF.



STEP 3

REPEAT THE SAME SCHEDULE ON MULTIPLE DAYS OF THE WEEK OR CUSTOMIZE EACH DAY TO YOUR NEEDS.